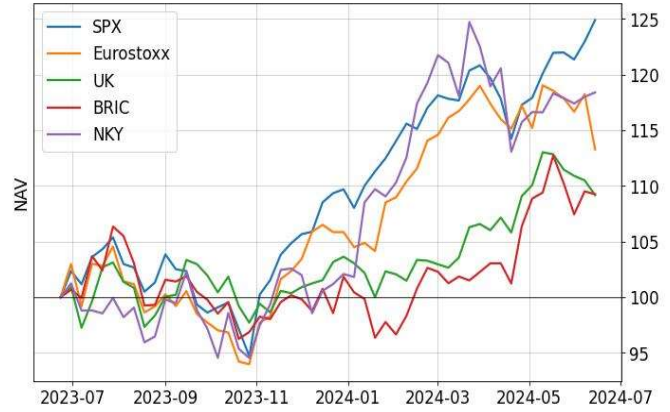


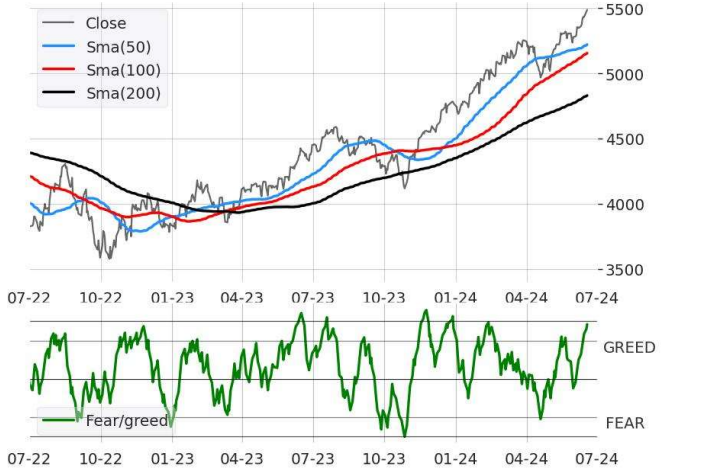
Equity

	Close	1w(%)	1m(%)	3m(%)	YTD(%)
Dow Jones (US)	38.834,86	0,22	-2,92	0,11	3,04
S&P 500 (US)	5.487,03	2,11	3,47	6,56	15,04
NASDAQ	19.908,86	3,77	7,35	10,70	18,32
BOVESPA (BR)	119.630,40	-1,56	-6,65	-5,77	-10,85
DJ Stoxx 50	4.915,47	-0,98	-2,94	-1,35	8,71
FTSE 100 (UK)	8.191,29	0,52	-2,72	6,07	5,92
Cac 40 (FR)	7.628,80	-1,96	-6,60	-6,37	1,14
Dax (DE)	18.131,97	-1,27	-3,06	1,11	8,24
FTSEMIB	33.315,68	-1,58	-5,88	-1,84	9,77
SMI (CH)	12.046,61	-0,22	0,07	3,64	8,16
Nikkei 225 (JP)	38.482,11	-1,68	-0,79	-3,17	14,99
Hang Seng (HK)	17.915,55	-1,33	-8,38	7,04	5,09
MSCI BRIC	665,00	0,05	-3,19	6,57	7,17
MSCI World l.c.	334,96	1,09	2,74	5,62	14,34
VIX INDEX	12,30	-4,59	2,59	-14,17	-1,20

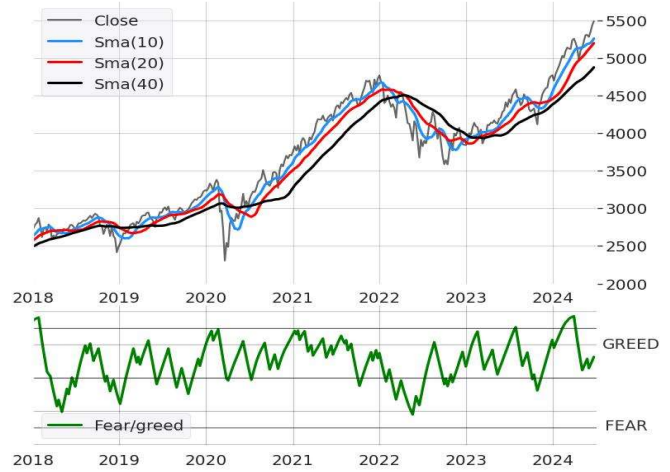
Compared 12m Performance



S&P500 Daily and FEAR/GREED Indicator



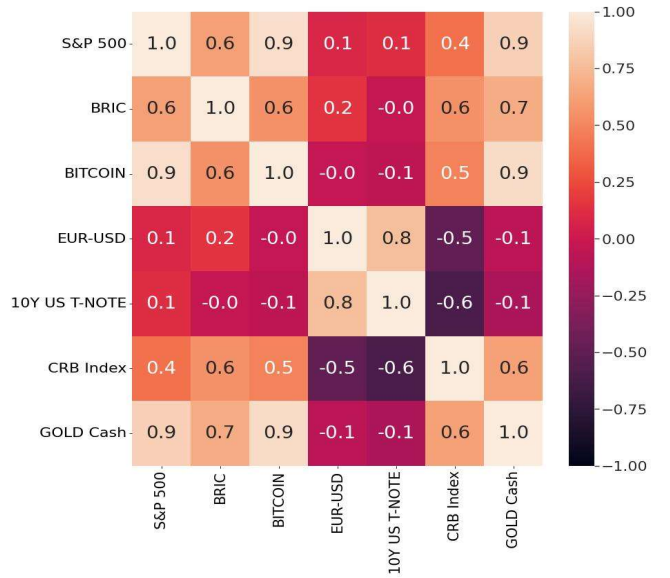
S&P500 Weekly and FEAR/GREED Indicator



Currencies

	Close	1w(%)	1m(%)	3m(%)	YTD(%)
EUR-USD	1,0738	-0,01	-1,21	-1,22	-2,70
EUR-GBP	0,8449	0,28	-1,25	-1,05	-2,53
EUR-CHF	0,9495	-1,46	-3,89	-1,61	2,25
EUR-JPY	169,5200	0,46	0,18	4,53	8,93
EUR-AUD	1,6133	-0,76	-0,63	-2,66	-0,45
EUR-CAD	1,4732	-0,30	-0,43	0,12	0,75
USD-GBP	1,2707	-0,26	0,06	-0,16	-0,17
USD-CHF	0,8841	-1,46	-2,73	-0,41	5,06
USD-JPY	157,8500	0,50	1,41	5,84	11,90

Correlation Matrix



Materials

	Close	1w(%)	1m(%)	3m(%)	YTD(%)
CRB Index	295,68	-3,36	-5,49	2,94	12,07
Gold cash	2328,33	-0,76	-4,24	7,79	12,88
Copper	36,92	-0,99	-7,93	8,77	17,92
Brent Oil	85,33	-1,78	-2,45	-1,80	10,76
Silver	29,52	-0,78	-4,22	17,91	24,27
Natural Gas	9,12	-0,02	-3,10	24,56	-8,88
Coffee	34,69	-0,22	2,52	29,01	31,95

Best Performers and Worst Performers

DJSX600 (LYXOR)		
BEST	1m(%)	YTD(%)
Tech	3,74	18,06
Health	2,52	15,01
Telecom	-0,11	6,44
Ind	-0,65	12,59
Ins	-1,92	11,88

WORST		
Banks	-4,24	20,50
Oil	-5,08	2,01
Utilities	-5,43	-1,88
Auto	-5,49	5,02
BasRes	-7,93	1,96

GEO (LYXOR)		
BEST	1m(%)	YTD(%)
NASDAQ 100	8,52	22,42
MSCI INDIA	7,01	19,41
FTSE MIB SHORT	5,25	-9,72
MSCI USA	4,29	16,27
MSCI KOREA	0,88	2,52

WORST		
DAX	-3,15	7,90
EAST EUROPE	-4,39	7,35
FTSE MIB	-4,82	13,39
HONG KONG	-8,63	5,34
MSCI LAT AM	-11,43	-13,92

TOPICS		
BEST	1m(%)	YTD(%)
SMH - VANECK SEMICONDUCTOR	16,80	48,94
XDWT - XTRACKERS MSCI WORLD IN	13,31	31,85
BCHN - INVESCO GLOBAL BLOCKCH	5,88	13,73
ELCR - LYXOR MSCI FUTU MOBIL ESC	4,41	5,99
GOAI - AMUNDI STX GLB ARTIFIC INTI	2,95	11,31

WORST		
HTWO - L&G HYDROGEN ECONOMY	-3,74	0,82
GLUX - AMUNDI S&P GLOBAL LUXUR	-3,76	-0,58
IH2O - ISHARES GLOBAL WATER	-3,84	9,30
EMQQ - EM MKTS INTERNET & COMM	-6,70	12,55
GDX - VANECK GOLD MINERS	-7,37	10,98