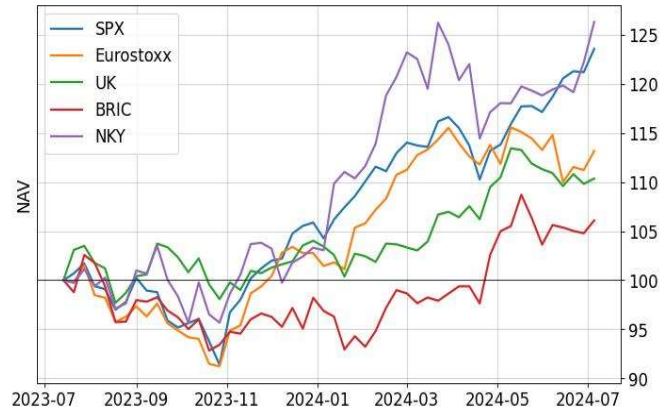
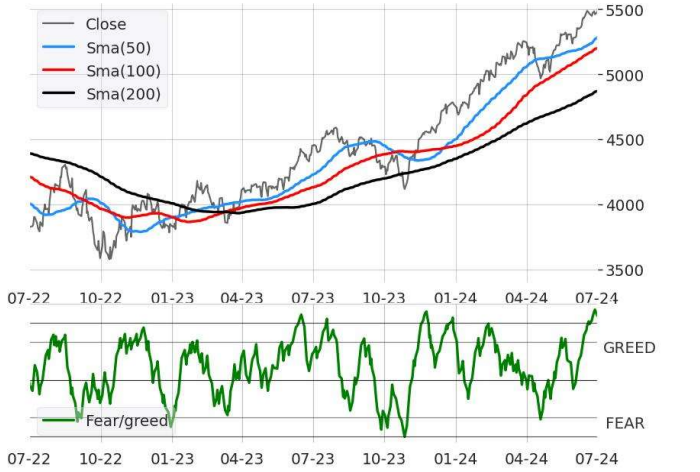


Equity	Close	1w(%)	1m(%)	3m(%)	YTD(%)
Dow Jones (US)	39.291,97	-0,10	1,27	1,05	4,25
S&P 500 (US)	5.576,98	1,27	4,30	7,05	16,92
NASDAQ	20.453,02	2,32	7,64	12,57	21,56
BOVESPA (BR)	127.108,20	1,92	5,25	-2,14	-5,27
DJ Stoxx 50	4.903,62	-0,05	-2,92	-1,75	8,45
FTSE 100 (UK)	8.139,81	0,23	-1,28	2,58	5,26
Cac 40 (FR)	7.508,66	-0,37	-6,16	-6,72	-0,46
Dax (DE)	18.236,19	0,39	-1,73	0,88	8,86
FTSEMIB	33.864,47	1,11	-2,30	-0,24	11,57
SMI (CH)	12.037,36	0,21	-1,77	4,62	8,08
Nikkei 225 (JP)	41.580,17	3,89	7,49	4,54	24,25
Hang Seng (HK)	17.523,23	-1,34	-4,59	4,13	2,79
MSCI BRIC	669,15	0,79	0,27	5,82	7,83
MSCI World l.c.	337,92	0,51	2,85	5,30	15,35
VIX INDEX	12,51	3,93	2,37	-16,49	0,48

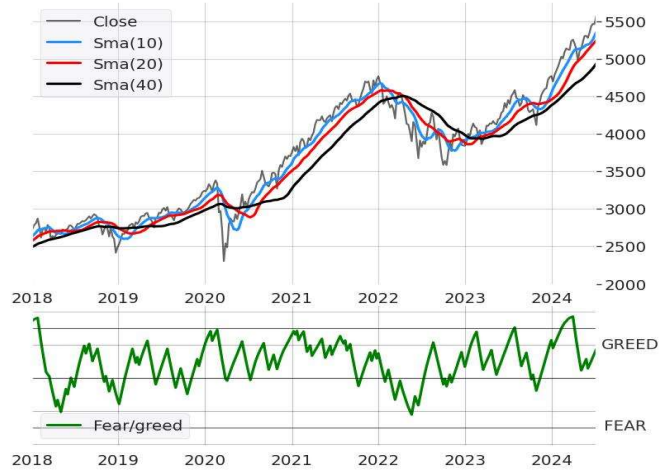
## Compared 12m Performance



## S&P500 Daily and FEAR/GREED Indicator



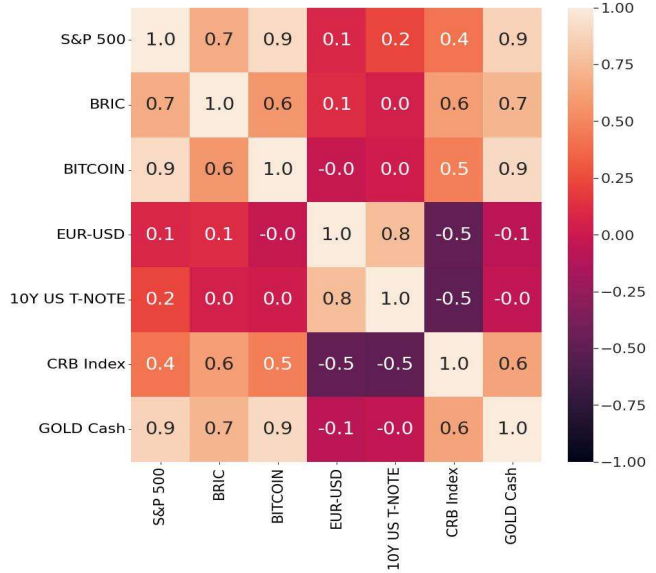
## S&P500 Weekly and FEAR/GREED Indicator



## Currencies

	Close	1w(%)	1m(%)	3m(%)	YTD(%)
EUR-USD	1,0812	0,63	0,11	-0,40	-2,03
EUR-GBP	0,8455	-0,16	-0,40	-1,25	-2,46
EUR-CHF	0,9706	-0,06	0,24	-1,05	4,52
EUR-JPY	174,4200	0,57	3,02	5,86	12,07
EUR-AUD	1,6039	-0,46	-2,28	-2,07	-1,03
EUR-CAD	1,4743	0,32	-0,81	0,06	0,83
USD-GBP	1,2783	0,78	0,49	0,84	0,42
USD-CHF	0,8977	-0,67	0,20	-0,64	6,68
USD-JPY	161,3100	-0,08	2,94	6,29	14,36

## Correlation Matrix



## Materials

	Close	1w(%)	1m(%)	3m(%)	YTD(%)
CRB Index	289,98	6,12	9,97	-2,27	9,91
Gold cash	2363,58	0,50	-2,14	0,47	14,59
Copper	38,01	0,63	-2,14	7,82	21,40
Brent Oil	84,66	0,08	-3,44	-5,32	9,89
Silver	30,79	0,66	-4,02	9,34	29,62
Natural Gas	7,50	-0,44	-1,73	-0,17	-25,03
Coffee	37,38	0,05	-3,46	17,77	42,18

## Best Performers and Worst Performers

DJSX600 (LYXOR)		
BEST	1m(%)	YTD(%)
Telecom	0,28	8,50
Tech	-0,72	17,92
Utilities	-0,73	-0,82
Ins	-1,13	12,46
Health	-1,73	13,90
WORST		
BasRes	-2,14	2,17
Chem	-3,44	-1,43
Ind	-3,46	10,67
Food	-4,02	-2,88
Discretionary	-4,16	-3,28

GEO (LYXOR)		
BEST	1m(%)	YTD(%)
NASDAQ 100	7,53	25,24
MSCI KOREA	7,02	6,80
MSCI INDIA	6,07	21,87
MSCI USA	4,52	17,92
EAST EUROPE	4,35	11,86
WORST		
FTSE ITA MIDCAP	-0,19	9,71
DAX	-1,79	8,47
FTSE MIB	-2,19	15,43
MSCI EUROPE	-2,33	9,32
HONG KONG	-2,63	2,74

TOPICS		
BEST	1m(%)	YTD(%)
XDWT - XTRACKERS MSCI WORLD IN	9,68	34,11
SMH - VANECK SEMICONDUCTOR	8,14	47,40
ELCR - LYXOR MSCI FUTU MOBIL ESC	7,82	12,14
GDX - VANECK GOLD MINERS	6,68	18,48
GOAI - AMUNDI STX GLB ARTIFIC INTI	5,82	13,91
WORST		
LCEU - BNPP EASY LOW CARB 100 EI	-2,64	8,97
GLUX - AMUNDI S&P GLOBAL LUXUR	-4,03	-1,92
ENER - LYXOR NEW ENERGY	-6,37	-6,27
INRG - ISHARES GLOBAL CLEAN ENE	-6,69	-10,48
HTWO - L&G HYDROGEN ECONOMY	-6,87	-2,81