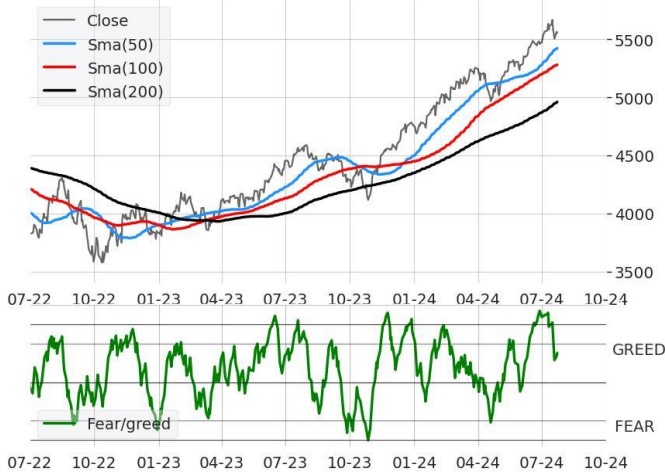


Equity

	Close	1w(%)	1m(%)	3m(%)	YTD(%)
Dow Jones (US)	40.358,09	-1,52	3,08	4,82	7,08
S&P 500 (US)	5.555,74	-2,04	1,67	9,57	16,48
NASDAQ	19.754,34	-3,27	0,27	13,07	17,40
BOVESPA (BR)	126.589,80	-2,08	4,33	1,15	-5,66
DJ Stoxx 50	4.916,80	-0,63	0,19	-1,82	8,74
FTSE 100 (UK)	8.167,37	0,03	-0,85	1,52	5,61
Cac 40 (FR)	7.598,63	0,24	-0,39	-6,26	0,74
Dax (DE)	18.557,70	0,22	2,17	2,32	10,78
FTSEMIB	34.637,75	0,81	3,99	0,80	14,12
SMI (CH)	12.278,82	0,15	2,21	7,06	10,24
Nikkei 225 (JP)	39.594,39	-4,35	2,59	5,44	18,32
Hang Seng (HK)	17.469,36	-1,43	-3,10	3,81	2,48
MSCI BRIC	661,49	-1,76	-0,31	4,83	6,60
MSCI World l.c.	336,28	-0,96	0,29	6,81	14,79
VIX INDEX	14,72	11,59	11,52	-6,18	18,23

S&P500 Daily and FEAR/GREED Indicator



Currencies

	Close	1w(%)	1m(%)	3m(%)	YTD(%)
EUR-USD	1,0851	-0,43	1,50	1,42	-1,68
EUR-GBP	0,8407	0,05	-0,52	-2,16	-3,01
EUR-CHF	0,9672	-0,69	1,16	-0,86	4,16
EUR-JPY	168,8500	-2,17	-1,18	1,92	8,49
EUR-AUD	1,6411	1,40	1,94	-0,50	1,26
EUR-CAD	1,4957	0,39	2,11	2,31	2,29
USD-GBP	1,2905	-0,47	2,06	3,67	1,38
USD-CHF	0,8910	-0,27	-0,30	-2,27	5,88
USD-JPY	155,5800	-1,73	-2,63	0,49	10,29

Materials

	Close	1w(%)	1m(%)	3m(%)	YTD(%)
CRB Index	280,44	-1,52	5,16	-5,75	6,30
Gold cash	2409,21	2,54	6,22	3,76	16,81
Copper	34,62	-4,66	-6,92	-6,61	10,57
Brent Oil	81,01	-2,00	-3,73	-8,38	5,15
Silver	29,22	1,77	0,66	7,11	23,01
Natural Gas	6,91	-0,29	-0,42	-8,14	-30,99
Coffee	36,21	-0,88	1,00	7,61	37,71

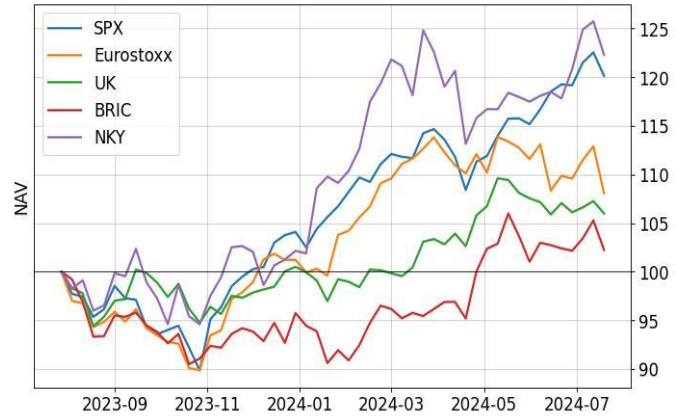
Best Performers and Worst Performers

DJSX600 (LYXOR)		
BEST	1m(%)	YTD(%)
Banks	6,22	27,34
Telecom	3,92	11,09
Utilities	1,68	0,98
Ind	1,00	13,12
Food	0,66	-0,69
WORST		
Oil	-1,70	0,71
Discretionary	-2,57	-2,75
Tech	-3,14	13,52
Chem	-3,73	-4,09
BasRes	-6,92	-4,39

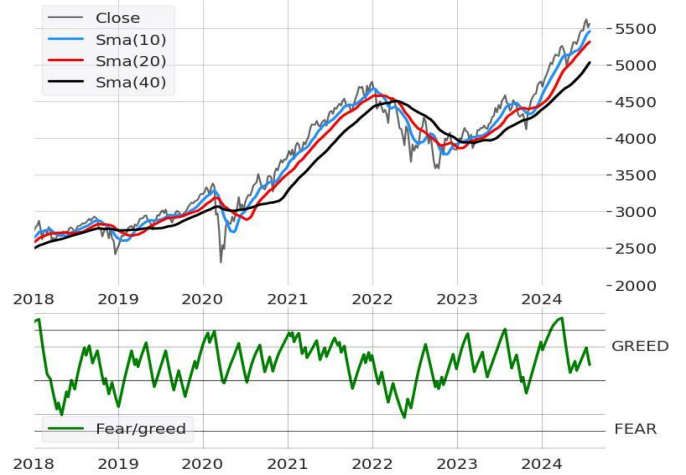
GEO (LYXOR)		
BEST	1m(%)	YTD(%)
MS WORLD RealEstat	5,55	3,50
FTSE MIB	4,52	18,51
FTSE ITA MIDCAP	3,22	11,44
DAX	2,12	10,42
MSCI INDIA	1,99	20,38
WORST		
NASDAQ 100	-0,69	21,25
MSCI ASIA ex JP	-0,84	11,37
MSCI EMG MKTS	-1,01	10,11
HONG KONG	-3,22	1,40
FTSE MIB SHORT	-3,74	-13,18

TOPICS		
BEST	1m(%)	YTD(%)
GDX - VANECK GOLD MINERS	8,65	22,94
BCHN - INVESCO GLOBAL BLOCK	7,25	19,72
SBIO - INVESCO NASDAQ BIOTEC	4,98	12,71
XLPE - XTRACKERS LPX PRIVATE E	3,78	18,03
HEAL - ISHARES HEALTHCARE INF	3,68	6,30
WORST		
MILL - LYXOR MSCI MILLENIAL ES	-1,19	8,20
ENER - LYXOR NEW ENERGY	-2,24	-5,10
EMQQ - EM MKTS INTERNET & CO	-2,29	9,49
INRG - ISHARES GLOBAL CLEAN E	-2,54	-9,75
SMH - VANECK SEMICONDUCTOF	-5,69	36,70

Compared 12m Performance



S&P500 Weekly and FEAR/GREED Indicator



Correlation Matrix

