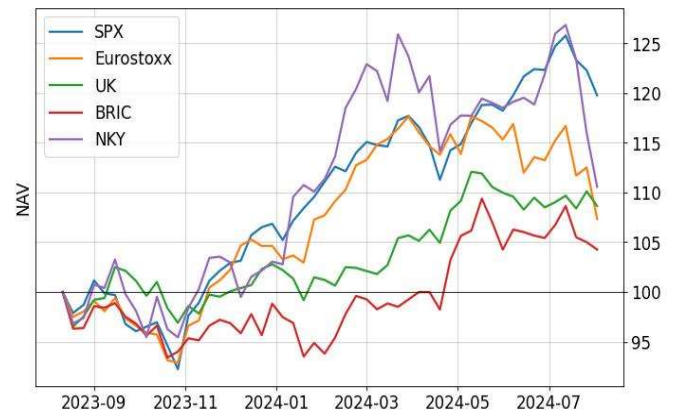


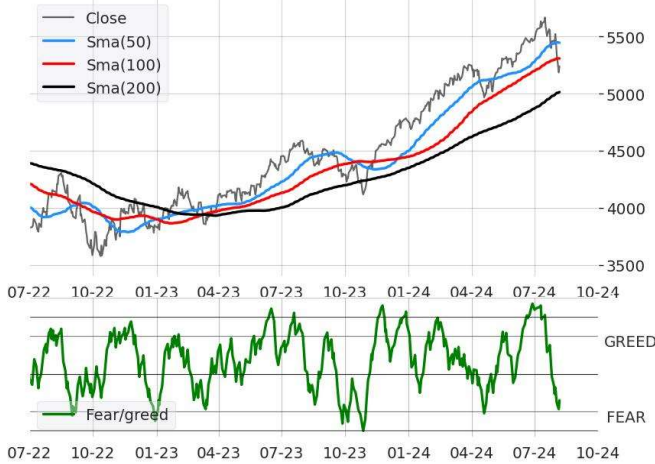
Equity

	Close	1w(%)	1m(%)	3m(%)	YTD(%)
Dow Jones (US)	38.997,66	-4,43	-0,96	0,37	3,47
S&P 500 (US)	5.240,03	-3,53	-5,88	1,14	9,86
NASDAQ	18.077,92	-3,52	-11,35	-0,09	7,44
BOVESPA (BR)	126.266,70	0,10	0,00	-1,71	-5,90
DJ Stoxx 50	4.575,22	-5,34	-8,12	-7,70	1,18
FTSE 100 (UK)	8.026,69	-3,02	-2,16	-2,27	3,79
Cac 40 (FR)	7.130,04	-4,49	-7,11	-10,84	-5,48
Dax (DE)	17.354,32	-5,72	-6,07	-4,52	3,60
FTSEMIB	31.107,13	-8,24	-8,48	-8,47	2,49
SMI (CH)	11.510,46	-6,43	-4,13	1,61	3,35
Nikkei 225 (JP)	34.675,46	-9,41	-15,24	-9,31	3,62
Hang Seng (HK)	16.647,34	-2,00	-6,47	-10,39	-2,35
MSCI BRIC	643,25	-2,08	-4,03	-3,40	3,66
MSCI World l.c.	315,74	-4,85	-6,53	-1,70	7,78
VIX INDEX	27,71	80,29	122,04	105,41	122,57

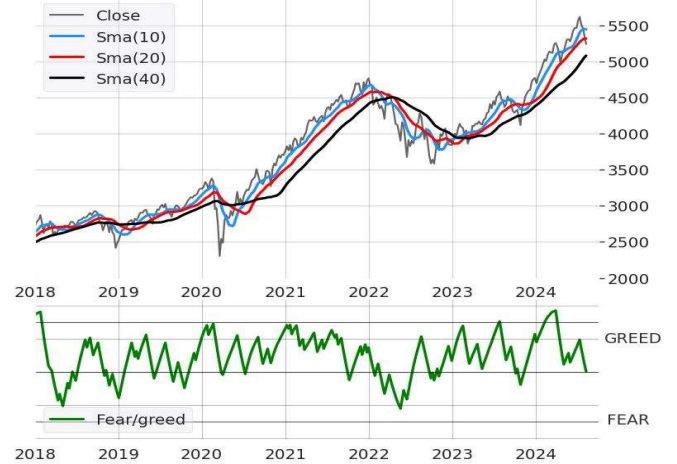
Compared 12m Performance



S&P500 Daily and FEAR/GREED Indicator



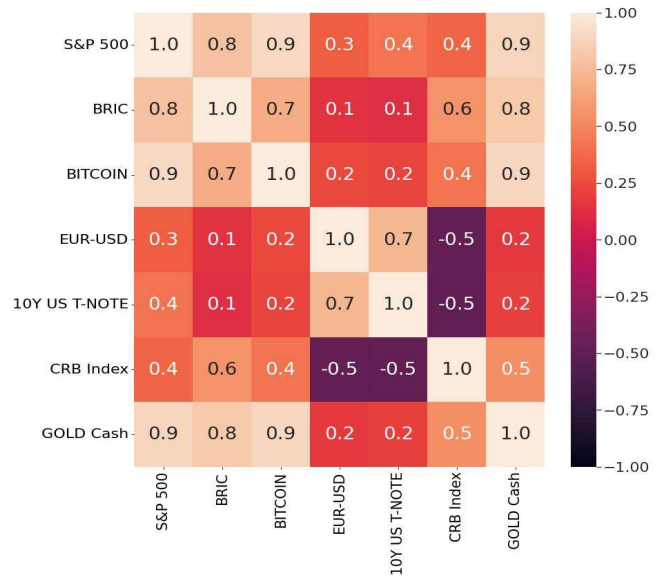
S&P500 Weekly and FEAR/GREED Indicator



Currencies

	Close	1w(%)	1m(%)	3m(%)	YTD(%)
EUR-USD	1,0930	1,06	0,87	1,50	-0,96
EUR-GBP	0,8609	2,18	1,80	0,43	-0,68
EUR-CHF	0,9306	-2,47	-4,14	-4,63	0,22
EUR-JPY	157,7300	-4,28	-9,47	-4,82	1,35
EUR-AUD	1,6766	1,43	4,39	3,16	3,46
EUR-CAD	1,5065	0,61	1,96	2,38	3,03
USD-GBP	1,2689	-1,13	-0,93	1,02	-0,31
USD-CHF	0,8513	-3,48	-4,99	-6,05	1,16
USD-JPY	144,3000	-5,26	-10,22	-6,23	2,30

Correlation Matrix



Materials

	Close	1w(%)	1m(%)	3m(%)	YTD(%)
CRB Index	270,15	0,91	2,51	-6,07	2,40
Gold cash	2389,37	-11,34	-8,43	2,83	15,84
Copper	33,27	-5,07	-13,21	-12,96	6,26
Brent Oil	76,48	-4,35	-8,55	-8,22	-0,73
Silver	27,04	-1,23	0,46	-1,51	13,83
Natural Gas	6,21	-2,41	0,23	-20,92	-37,95
Coffee	35,38	-6,63	-6,04	19,29	34,56

Best Performers and Worst Performers

DJSX600 (LYXOR)

BEST	1m(%)	YTD(%)
Food	0,46	-2,38
Telecom	0,41	9,18
Health	0,23	14,51
Utilities	-1,25	-0,68
Ins	-4,50	6,69

WORST

Banks	-8,43	13,53
Discretionary	-8,44	-10,10
Chem	-8,55	-8,70
BasRes	-13,21	-10,12
Tech	-14,45	2,43

GEO (LYXOR)

BEST	1m(%)	YTD(%)
FTSE MIB SHORT	9,18	-3,40
MS WORLD RealEstat	3,44	1,66
DJ INDEX	-1,79	5,55
MSCI INDIA	-3,47	16,86
HONG KONG	-4,63	-2,32

WORST

FTSE MIB	-8,24	6,49
EAST EUROPE	-9,79	0,22
NASDAQ 100	-11,56	9,86
TURKEY	-13,29	27,66
MSCI KOREA	-14,86	-8,87

TOPICS

BEST	1m(%)	YTD(%)
INFR - ISHARES GLOBAL INFRASTI	4,60	7,57
HEAL - ISHARES HEALTHCARE INT	2,66	3,19
SBIO - INVESCO NASDAQ BIOTEC	2,25	7,26
IH2O - ISHARES GLOBAL WATER	1,91	8,77
WAT - LYXOR WORLD WATER	0,31	7,06

WORST

ELCR - LYXOR MSCI FUTU MOBIL I	-12,89	-3,82
XDWT - XTRACKERS MSCI WORLDC	-13,62	14,81
ECAR - ISHARES ELECTRIC VEH TE	-14,81	-7,59
WTAI - WISDOMTREE ARTIF INTEL	-15,55	-9,60
SMH - VANECK SEMICONDUCTORF	-20,01	16,20