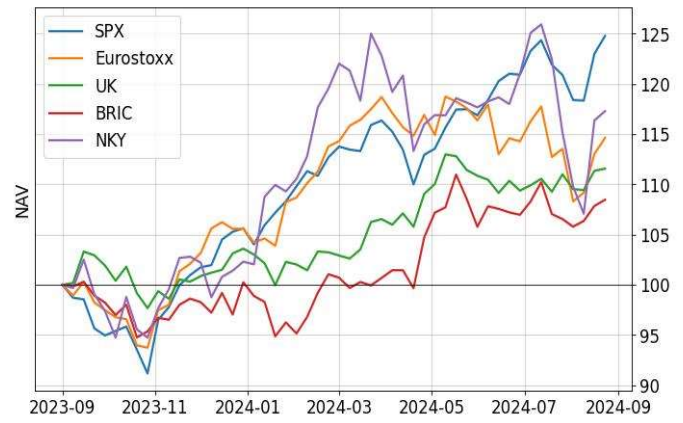


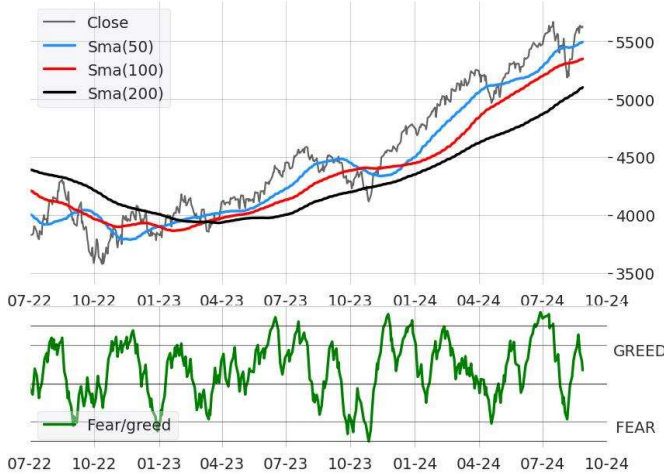
Equity

	Close	1w(%)	1m(%)	3m(%)	YTD(%)
Dow Jones (US)	41.250,50	1,02	1,63	5,58	9,45
S&P 500 (US)	5.625,80	0,53	3,05	6,05	17,95
NASDAQ	19.581,52	-0,73	2,93	4,11	16,38
BOVESPA (BR)	136.775,90	0,54	7,28	9,86	1,93
DJ Stoxx 50	4.898,78	0,85	0,75	-3,17	8,34
FTSE 100 (UK)	8.345,46	0,87	0,72	0,34	7,92
Cac 40 (FR)	7.565,78	1,06	0,64	-6,97	0,30
Dax (DE)	18.681,81	1,76	1,43	-0,49	11,52
FTSEMIB	33.778,80	2,08	-0,10	-2,83	11,29
SMI (CH)	12.296,72	0,25	0,45	2,81	10,41
Nikkei 225 (JP)	38.288,62	0,60	1,65	-1,57	14,42
Hang Seng (HK)	17.874,67	2,14	5,01	-5,06	4,85
MSCI BRIC	671,87	0,20	1,89	-0,53	8,27
MSCI World l.c.	333,53	0,38	0,62	2,27	13,85
VIX INDEX	16,19	0,00	-1,22	30,99	30,04

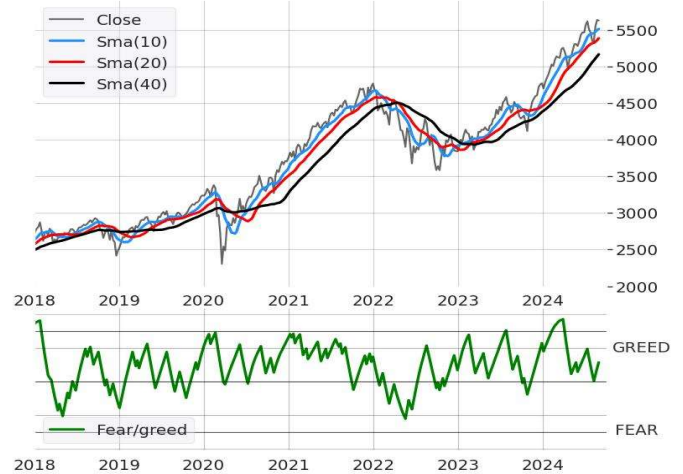
Compared 12m Performance



S&P500 Daily and FEAR/GREED Indicator



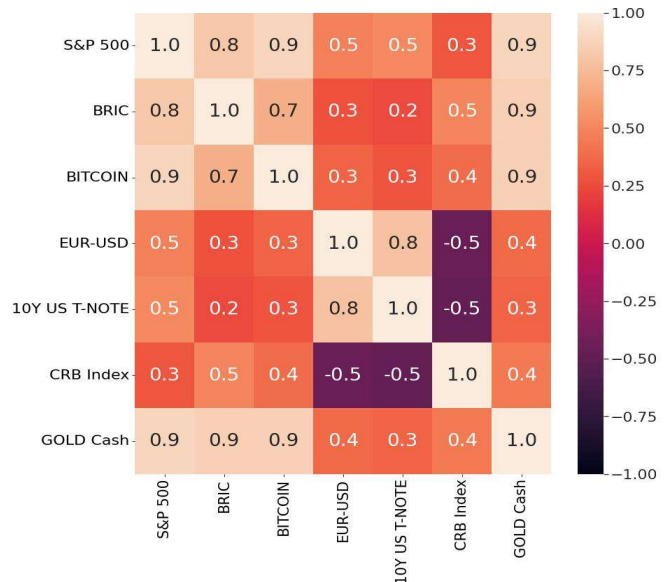
S&P500 Weekly and FEAR/GREED Indicator



Currencies

	Close	1w(%)	1m(%)	3m(%)	YTD(%)
EUR-USD	1,1184	0,50	3,01	3,00	1,34
EUR-GBP	0,8434	-1,23	0,00	-0,80	-2,70
EUR-CHF	0,9412	-0,95	-1,87	-5,11	1,36
EUR-JPY	161,0000	-0,40	-3,55	-5,48	3,45
EUR-AUD	1,6459	-0,21	-0,74	0,89	1,56
EUR-CAD	1,5034	-0,83	0,07	1,57	2,82
USD-GBP	1,3255	1,76	2,98	3,82	4,13
USD-CHF	0,8415	-1,41	-4,76	-7,90	0,00
USD-JPY	143,9500	-0,85	-6,36	-8,23	2,05

Correlation Matrix



Materials

	Close	1w(%)	1m(%)	3m(%)	YTD(%)
CRB Index	280,54	0,40	9,69	-4,67	6,33
Gold cash	2524,57	2,38	-1,41	7,39	22,40
Copper	34,70	1,51	-1,80	-13,02	10,83
Brent Oil	79,55	1,69	-0,69	-4,27	3,26
Silver	29,99	2,65	1,96	-5,33	26,25
Natural Gas	5,96	0,76	3,75	-32,74	-40,44
Coffee	38,27	1,33	1,06	16,18	45,55

Best Performers and Worst Performers

DJSX600 (LYXOR)

BEST	1m(%)	YTD(%)
Ins	3,87	17,57
Telecom	3,81	16,09
Health	3,75	20,68
Food	1,96	1,29
Utilities	1,83	4,60

WORST

Chem	-0,69	-4,09
Tech	-0,94	7,53
Banks	-1,41	24,56
BasRes	-1,80	-4,88
Oil	-2,16	-1,14

GEO (LYXOR)

BEST	1m(%)	YTD(%)
MS WORLD RealEstat	4,15	6,22
MSCI LAT AM	2,58	-12,10
MSCI EUROPE	1,56	11,35
DAX	1,47	11,26
MSCI USA	0,38	15,58

WORST

DJ INDEX	-1,17	9,44
MSCI KOREA	-1,46	-0,85
MSCI INDIA	-1,78	19,77
FTSE ITA MIDCAP	-1,80	7,49
TURKEY	-15,45	22,34

TOPICS

BEST	1m(%)	YTD(%)
DGTL - ISHARES DIGITALISATION	4,14	10,70
GDX - VANECK GOLD MINERS	3,49	24,86
ELCR - LYXOR MSCI FUTU MOBIL I	3,04	5,95
MILL - LYXOR MSCI MILLENIAL ES	2,79	10,00
GENDEE - UBS GLOB GEN EQUAL	2,71	10,37

WORST

IH2O - ISHARES GLOBAL WATER	-2,35	10,67
ROBO - L&G GLOBAL ROBO AND /	-3,05	-4,62
SBIO - INVESCO NASDAQ BIOTEC	-3,75	10,06
HTWO - L&G HYDROGEN ECONO	-6,13	-8,68
BCHN - INVESCO GLOBAL BLOCK	-8,76	4,36