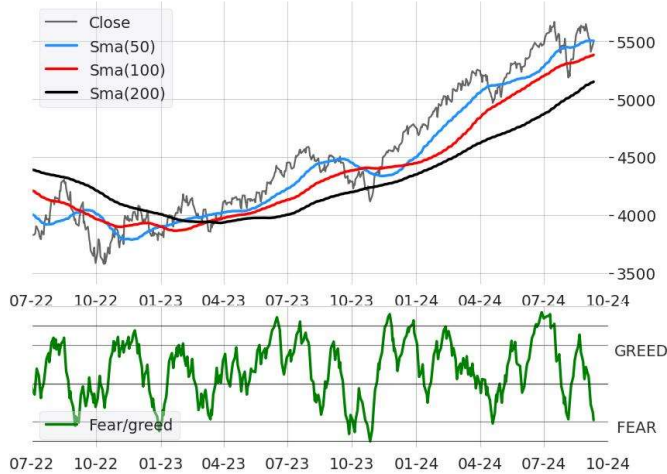


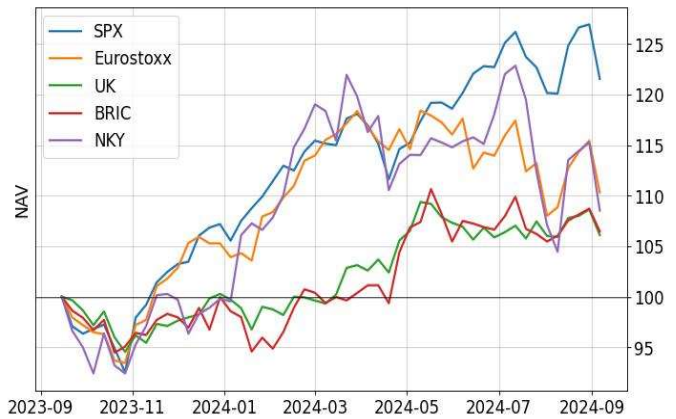
Equity

	Close	1w(%)	1m(%)	3m(%)	YTD(%)
Dow Jones (US)	40.736,96	-0,51	3,14	4,81	8,09
S&P 500 (US)	5.495,52	-0,63	2,83	2,51	15,21
NASDAQ	18.829,14	-0,70	1,71	-1,29	11,91
BOVESPA (BR)	134.319,60	-0,03	2,84	11,23	0,10
DJ Stoxx 50	4.747,20	-3,54	1,54	-5,37	4,99
FTSE 100 (UK)	8.205,98	-1,13	0,46	-0,27	6,11
Cac 40 (FR)	7.407,55	-2,30	1,90	-6,16	-1,80
Dax (DE)	18.265,92	-2,72	3,06	-1,24	9,04
FTSEMIB	33.213,29	-2,05	4,50	-3,85	9,43
SMI (CH)	11.964,71	-3,23	0,83	-1,43	7,42
Nikkei 225 (JP)	36.159,16	-7,22	3,24	-7,37	8,05
Hang Seng (HK)	17.234,09	-2,44	0,84	-6,17	1,10
MSCI BRIC	659,14	-1,62	0,13	-1,33	6,22
MSCI World l.c.	329,20	-1,02	2,14	-0,62	12,37
VIX INDEX	19,08	-8,05	-6,33	49,76	53,25

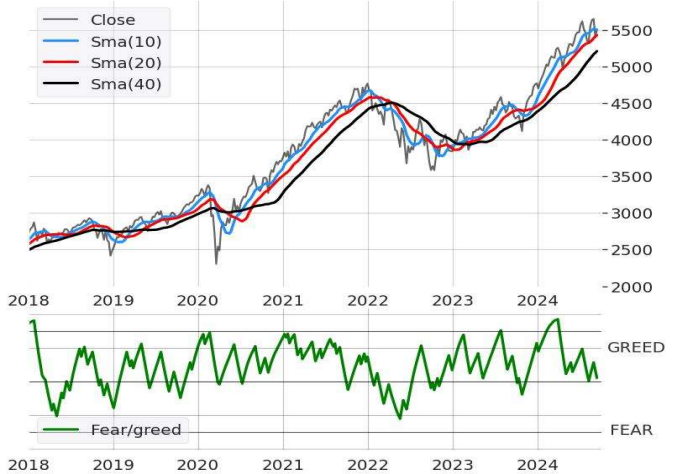
S&P500 Daily and FEAR/GREED Indicator



Compared 12m Performance



S&P500 Weekly and FEAR/GREED Indicator



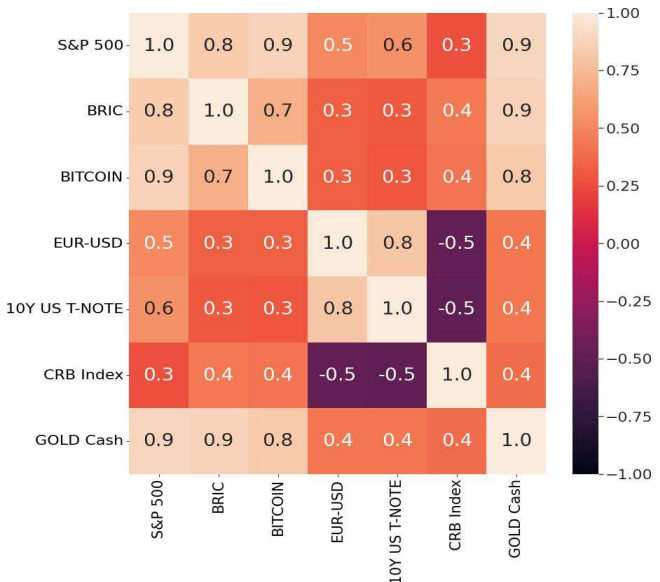
Currencies

	Close	1w(%)	1m(%)	3m(%)	YTD(%)
EUR-USD	1,1019	-0,22	0,94	2,38	-0,15
EUR-GBP	0,8424	0,06	-1,50	-0,34	-2,81
EUR-CHF	0,9332	-0,61	-1,18	-3,28	0,50
EUR-JPY	156,9500	-2,31	-1,92	-7,14	0,85
EUR-AUD	1,6563	0,66	-0,26	1,73	2,20
EUR-CAD	1,4996	0,23	0,07	1,26	2,56
GBP-USD	1,3079	-0,25	2,51	2,74	2,75
USD-CHF	0,8469	-0,39	-2,12	-5,51	0,64
USD-JPY	142,4300	-2,07	-2,85	-9,29	0,97

Materials

	Close	1w(%)	1m(%)	3m(%)	YTD(%)
CRB Index	265,48	1,86	5,43	-8,89	0,63
Gold cash	2516,12	-1,57	3,66	8,90	21,99
Copper	33,43	-3,48	-4,16	-11,75	6,79
Brent Oil	69,19	-2,21	0,03	-15,24	-10,19
Silver	28,38	0,18	4,30	-4,67	19,47
Natural Gas	6,11	-2,55	1,28	-37,06	-38,91
Coffee	37,37	-2,17	2,72	10,11	42,13

Correlation Matrix



Best Performers and Worst Performers

DJSX600 (LYXOR)

BEST	1m(%)	YTD(%)
Ins	8,37	18,94
Utilities	7,58	8,85
Telecom	6,12	18,73
Food	4,30	3,08
Banks	3,66	21,62

WORST	1m(%)	YTD(%)
Discretionary	0,43	-8,22
Chem	0,03	-7,23
Tech	-3,51	0,62
BasRes	-4,16	-12,08
Oil	-5,13	-7,34

GEO (LYXOR)

BEST	1m(%)	YTD(%)
MS WORLD RealEstat	5,80	9,18
FTSE MIB	4,50	13,73
DAX	3,15	8,67
DJ INDEX	2,35	9,56
MSCI USA	2,32	14,41

WORST	1m(%)	YTD(%)
HONG KONG	-3,01	-3,26
MSCI LAT AM	-3,14	-15,46
MSCI KOREA	-3,47	-7,94
FTSE MIB SHORT	-3,86	-9,05
TURKEY	-4,32	21,77

TOPICS

BEST	1m(%)	YTD(%)
GENDEE - UBS GLOB GEN EQUAL	5,20	10,81
ESPO - VANECK VIDEO GAMING E	5,06	23,25
XSGI - XTRACKERS S&P GLOB INF	3,96	13,27
INFR - ISHARES GLOBAL INFRAST	3,80	12,35
DGTL - ISHARES DIGITALISATION	3,35	9,94

WORST	1m(%)	YTD(%)
WTAI - WISDOMTREE ARTIF INTEL	-0,83	-6,31
GLUX - AMUNDI S&P GLOBAL LUX	-0,95	-10,20
HTWO - L&G HYDROGEN ECONO	-3,03	-12,76
SMH - VANECK SEMICONDUCTOI	-3,40	14,82
BCHN - INVESCO GLOBAL BLOCK	-3,65	-3,44