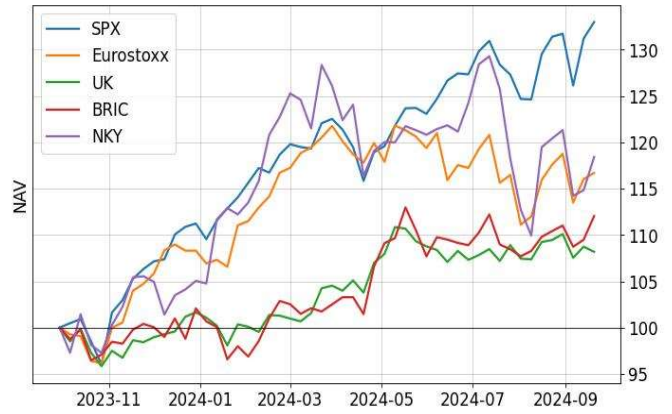
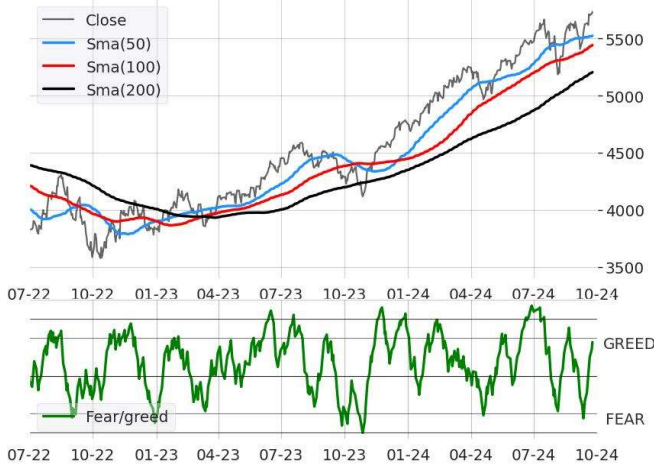


Equity	Close	1w(%)	1m(%)	3m(%)	YTD(%)
Dow Jones (US)	42.208,22	1,46	2,51	7,10	11,99
S&P 500 (US)	5.732,93	1,75	1,74	5,23	20,19
NASDAQ	19.944,84	2,60	1,14	2,41	18,54
BOVESPA (BR)	132.155,80	-2,07	-2,55	7,76	-1,51
DJ Stoxx 50	4.940,72	1,63	0,64	-0,21	9,27
FTSE 100 (UK)	8.282,76	-0,33	-0,54	0,01	7,11
Cac 40 (FR)	7.604,01	1,54	0,36	-1,33	0,81
Dax (DE)	18.996,63	1,45	1,95	3,66	13,40
FTSEMIB	33.881,26	0,30	0,69	0,14	11,63
SMI (CH)	12.048,85	0,05	-2,42	-0,89	8,18
Nikkei 225 (JP)	37.940,59	4,53	-1,10	-2,23	13,38
Hang Seng (HK)	19.000,56	7,61	7,88	5,40	11,46
MSCI BRIC	701,52	4,62	4,50	5,57	13,05
MSCI World l.c.	339,03	1,46	1,70	1,53	15,73
VIX INDEX	15,39	-13,71	-4,94	15,45	23,61

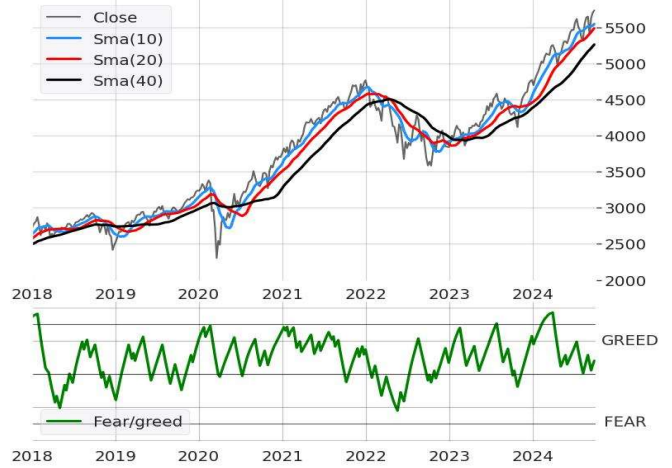
Compared 12m Performance



S&P500 Daily and FEAR/GREED Indicator



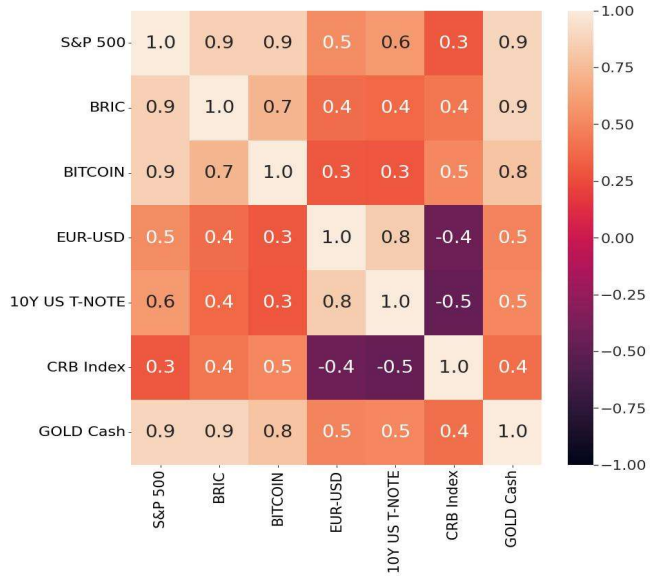
S&P500 Weekly and FEAR/GREED Indicator



Currencies

	Close	1w(%)	1m(%)	3m(%)	YTD(%)
EUR-USD	1,1180	0,60	-0,09	4,17	1,30
EUR-GBP	0,8335	-1,29	-1,56	-1,48	-3,84
EUR-CHF	0,9427	0,14	-0,62	-1,65	1,52
EUR-JPY	160,1100	1,16	-0,90	-6,55	2,88
EUR-AUD	1,6218	-1,40	-1,50	0,61	0,07
EUR-CAD	1,5014	-0,63	-0,69	2,46	2,68
USD-GBP	0,7455	-1,89	-1,48	-5,39	-5,08
USD-CHF	0,8433	-0,45	-0,54	-5,53	0,21
USD-JPY	143,2100	0,56	-0,80	-10,26	1,52

Correlation Matrix



Materials

	Close	1w(%)	1m(%)	3m(%)	YTD(%)
CRB Index	287,59	1,16	10,09	-2,44	9,01
Gold cash	2656,70	0,92	2,22	13,88	28,80
Copper	36,22	5,63	3,84	-2,31	15,70
Brent Oil	75,17	2,96	3,53	-12,60	-2,43
Silver	32,13	-0,81	1,15	8,42	35,26
Natural Gas	6,80	-2,14	-3,87	-24,38	-32,08
Coffee	40,49	1,50	2,09	12,64	54,01

Best Performers and Worst Performers

DJSX600 (LYXOR)		
BEST	1m(%)	YTD(%)
Telecom	5,03	21,00
Utilities	4,89	9,38
Ins	4,43	22,43
BasRes	3,84	-2,20
Chem	3,53	-1,30

WORST		
	1m(%)	YTD(%)
Food	1,15	1,40
Oil	-0,18	-1,53
Discretionary	-1,71	-4,68
Tech	-2,06	6,21
Health	-3,87	15,88

GEO (LYXOR)		
BEST	1m(%)	YTD(%)
HONG KONG	9,55	9,47
TURKEY	5,22	26,92
MS WORLD RealEstat	4,35	10,22
MSCI INDIA	4,15	24,37
MSCI ASIA ex JP	4,04	15,28

WORST		
	1m(%)	YTD(%)
FTSE MIB SHORT	-0,25	-10,75
EAST EUROPE	-1,07	7,33
MSCI LAT AM	-1,14	-12,77
FTSE ITA MIDCAP	-1,71	5,87
MSCI KOREA	-5,31	-4,46

TOPICS		
BEST	1m(%)	YTD(%)
EMQQ - EM MKTS INTERNET & CO	6,26	11,11
ESPO - VANECK VIDEO GAMING E	6,21	31,87
FSKY - FIRST TRUST CLOUD COMI	5,44	16,35
ENER - LYXOR NEW ENERGY	5,12	-0,80
XSGI - XTRACKERS S&P GLOB INF	4,99	16,35

WORST		
	1m(%)	YTD(%)
ROBO - L&G GLOBAL ROBO AND I	-1,20	-5,06
SMH - VANECK SEMICONDUCTOR	-1,89	25,13
SBIO - INVESCO NASDAQ BIOTEC	-1,99	8,58
WTAI - WISDOMTREE ARTIF INTEL	-2,17	-1,70
BCHN - INVESCO GLOBAL BLOCK	-3,19	2,99