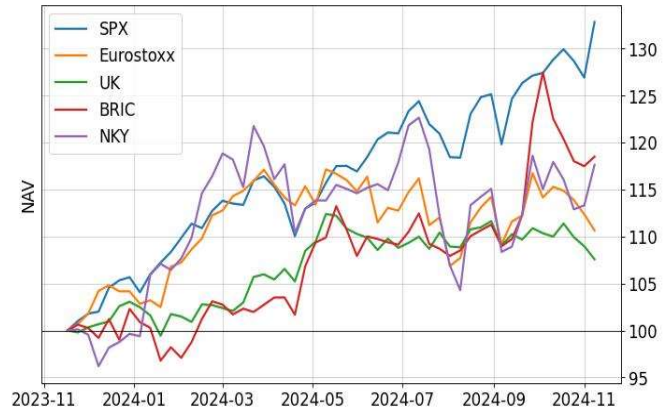


Equity	Close	1w(%)	1m(%)	3m(%)	YTD(%)
Dow Jones (US)	43.910,98	3,94	2,44	11,57	16,51
S&P 500 (US)	5.983,99	3,46	2,91	11,97	25,45
NASDAQ	21.070,79	4,16	3,94	13,64	25,23
BOVESPA (BR)	127.698,30	-2,28	-1,76	-2,61	-4,83
DJ Stoxx 50	4.744,69	-2,51	-5,18	1,56	4,93
FTSE 100 (UK)	8.025,77	-1,78	-2,76	-2,25	3,78
Cac 40 (FR)	7.226,98	-2,38	-4,63	-0,33	-4,19
Dax (DE)	19.033,64	-1,15	-1,76	7,37	13,62
FTSEMIB	33.607,14	-2,52	-2,04	5,26	10,73
SMI (CH)	11.712,09	-1,27	-3,64	-1,36	5,16
Nikkei 225 (JP)	38.721,66	-1,92	-2,23	6,87	15,71
Hang Seng (HK)	19.846,88	-5,46	-6,61	15,98	16,42
MSCI BRIC	701,54	-3,07	-5,62	6,28	13,05
MSCI World l.c.	363,16	4,96	4,29	12,81	23,96
VIX INDEX	14,71	-28,25	-28,10	-28,97	18,15

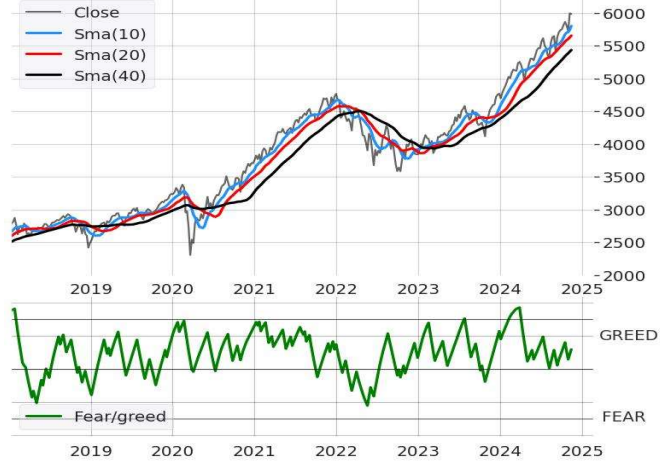
Compared 12m Performance



S&P500 Daily and FEAR/GREED Indicator



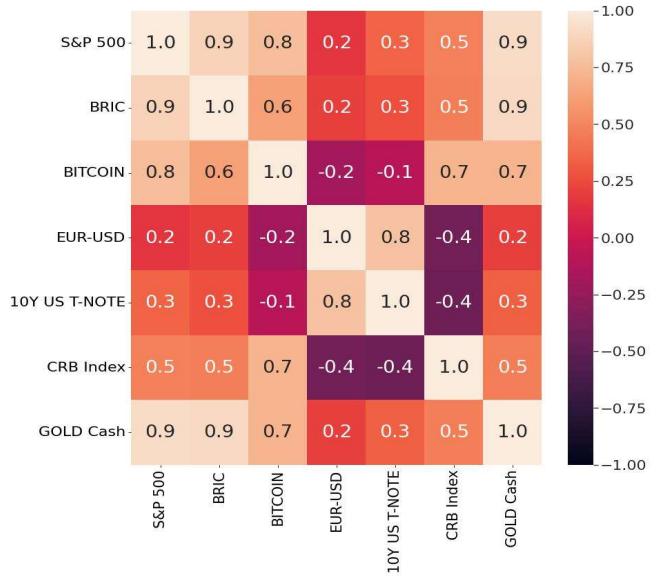
S&P500 Weekly and FEAR/GREED Indicator



Currencies

	Close	1w(%)	1m(%)	3m(%)	YTD(%)
EUR-USD	1,0623	-2,81	-2,87	-2,82	-3,74
EUR-GBP	0,8329	-0,61	-0,47	-2,69	-3,91
EUR-CHF	0,9363	-0,74	-0,12	-0,99	0,83
EUR-JPY	164,2300	-0,90	0,70	2,08	5,53
EUR-AUD	1,6257	-1,24	0,35	-2,03	0,31
EUR-CAD	1,4811	-1,95	-1,60	-1,39	1,29
USD-GBP	0,7844	2,31	2,51	0,14	-0,13
USD-CHF	0,8815	2,17	2,86	1,90	4,75
USD-JPY	154,6000	2,01	3,67	5,03	9,60

Correlation Matrix



Materials

	Close	1w(%)	1m(%)	3m(%)	YTD(%)
CRB Index	279,39	9,51	8,36	-0,05	5,90
Gold cash	2597,27	-2,96	0,42	5,06	25,92
Copper	35,42	-5,68	-7,49	5,17	13,13
Brent Oil	71,89	-4,63	-8,37	-12,65	-6,68
Silver	30,71	-1,80	-4,64	9,63	29,27
Natural Gas	6,41	-0,54	-5,88	-4,17	-35,98
Coffee	42,32	-0,16	0,18	15,47	60,97

Best Performers and Worst Performers

DJSX600 (LYXOR)		
BEST	1m(%)	YTD(%)
Banks	0,42	27,87
Ind	0,18	15,96
Telecom	-0,66	19,62
Ins	-3,41	18,47
Food	-4,64	-3,39

WORST		
	1m(%)	YTD(%)
Oil	-5,86	-7,70
Health	-5,88	8,67
Tech	-6,25	2,34
BasRes	-7,49	-7,88
Chem	-8,37	-8,21

GEO (LYXOR)		
BEST	1m(%)	YTD(%)
NASDAQ 100	7,36	31,55
MSCI USA	6,69	30,33
DJ INDEX	6,48	23,60
TURKEY	5,87	20,23
FTSE MIB SHORT	2,45	-9,54

WORST		
	1m(%)	YTD(%)
MSCI EUROPE	-3,83	7,51
MSCI ASIA ex JP	-3,94	16,10
MSCI INDIA	-4,70	16,20
HONG KONG	-6,01	16,04
MSCI KOREA	-7,75	-12,46

TOPICS		
BEST	1m(%)	YTD(%)
BCHN - INVESCO GLOBAL BLOCK	31,86	40,15
FSKY - FIRST TRUST CLOUD COMI	15,66	41,96
ESPO - VANECK VIDEO GAMING E	8,80	46,84
WTAI - WISDOMTREE ARTIF INTEL	8,00	14,18
DGTL - ISHARES DIGITALISATION	7,79	28,89

WORST		
	1m(%)	YTD(%)
ENER - LYXOR NEW ENERGY	-5,24	-6,24
HTWO - L&G HYDROGEN ECONO	-5,36	-10,20
LCEU - BNPP EASY LOW CARB 10I	-5,86	3,76
GDX - VANECK GOLD MINERS	-7,85	20,96
INRG - ISHARES GLOBAL CLEAN E	-9,48	-19,48