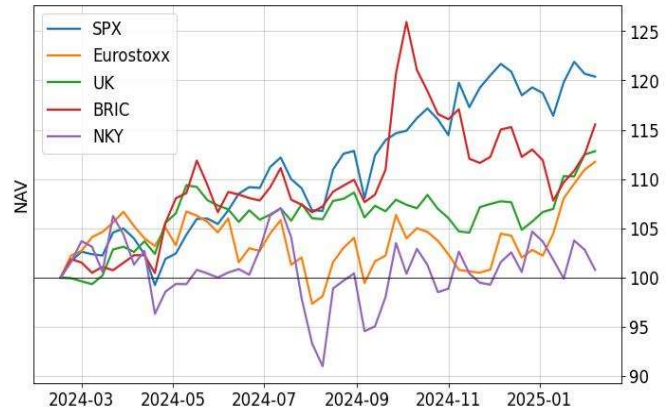
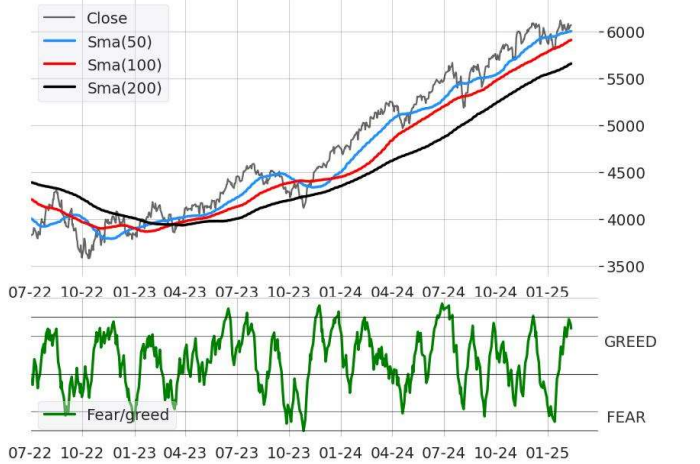


Equity	Close	1w(%)	1m(%)	3m(%)	YTD(%)
Dow Jones (US)	44.593,65	0,09	6,33	0,68	4,82
S&P 500 (US)	6.068,50	0,53	4,14	1,12	3,18
NASDAQ	21.693,52	0,61	4,06	2,78	3,24
BOVESPA (BR)	126.521,70	1,16	6,45	-1,06	5,19
DJ Stoxx 50	5.390,91	2,54	8,31	11,06	10,11
FTSE 100 (UK)	8.777,39	2,50	6,41	8,03	7,39
Cac 40 (FR)	8.028,90	1,65	8,05	8,11	8,78
Dax (DE)	22.037,83	2,63	9,02	13,31	10,69
FTSEMIB	37.582,05	2,46	7,10	9,43	9,93
SMI (CH)	12.694,16	1,85	7,65	6,65	9,42
Nikkei 225 (JP)	38.963,70	0,34	-0,58	-1,05	-2,33
Hang Seng (HK)	21.294,86	2,65	11,70	4,25	6,16
MSCI BRIC	705,09	0,22	6,51	-1,39	2,11
MSCI World l.c.	380,66	1,16	3,88	4,59	4,11
VIX INDEX	16,02	-6,09	-18,01	7,01	-7,93

Compared 12m Performance



S&P500 Daily and FEAR/GREED Indicator



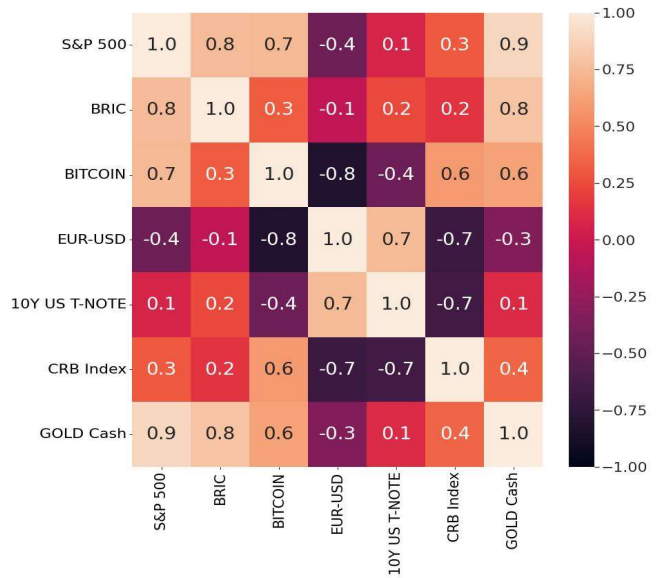
S&P500 Weekly and FEAR/GREED Indicator



Currencies

	Close	1w(%)	1m(%)	3m(%)	YTD(%)
EUR-USD	1,0360	-0,17	1,13	-2,76	0,07
EUR-GBP	0,8324	0,18	-0,77	0,54	0,62
EUR-CHF	0,9462	0,75	0,81	0,81	0,73
EUR-JPY	157,9900	-1,36	-2,21	-3,53	-2,92
EUR-AUD	1,6458	-0,79	-1,20	1,56	-1,60
EUR-CAD	1,4797	-0,44	0,18	-0,27	-0,60
USD-GBP	0,8033	0,24	-1,90	3,38	0,54
USD-CHF	0,9129	0,84	-0,38	3,68	0,63
USD-JPY	152,4800	-1,17	-3,30	-0,80	-2,99

Correlation Matrix



Materials

	Close	1w(%)	1m(%)	3m(%)	YTD(%)
CRB Index	313,43	10,21	27,42	12,37	5,63
Gold cash	2898,34	5,75	13,36	10,62	10,46
Copper	39,90	2,16	4,86	10,51	12,87
Brent Oil	77,00	1,47	5,66	7,20	3,16
Silver	31,82	1,24	4,64	3,73	10,22
Natural Gas	8,73	1,61	4,46	39,67	11,09
Coffee	68,50	2,51	6,82	68,37	31,10

Best Performers and Worst Performers

DJSX600 (LYXOR)			GEO (LYXOR)		
BEST	1m(%)	YTD(%)	BEST	1m(%)	YTD(%)
Banks	13,36	15,48	HONG KONG	15,22	9,56
Discretionary	9,17	8,53	EAST EUROPE	13,45	17,05
Telecom	8,49	8,90	MSCI LAT AM	10,56	12,79
Ins	8,32	8,38	DAX	8,96	11,08
Tech	7,03	10,08	FTSE MIB	7,41	10,47
WORST			WORST		
Chem	5,66	6,01	MSCI USA	2,48	2,49
BasRes	4,86	6,45	MSCI KOREA	2,12	8,35
Food	4,64	3,33	TURKEY	-1,96	-0,94
Health	4,46	7,46	MSCI INDIA	-3,91	-5,38
Utilities	3,17	1,69	FTSE MIB SHORT	-6,49	-9,03

TOPICS		
BEST	1m(%)	YTD(%)
GDX - VANECK GOLD MINERS	14,76	25,31
ISPY - L&G CYBER SECURITY	13,31	13,27
EMQQ - EM MKTS INTERNET & CO	12,83	10,10
ESPO - VANECK VIDEO GAMING E	12,57	11,01
FSKY - FIRST TRUST CLOUD COMI	8,54	8,18
WORST		
ELCR - LYXOR MSCI FUTU MOBIL I	0,37	-0,39
HEAL - ISHARES HEALTHCARE INT	0,27	3,59
HTWO - L&G HYDROGEN ECONO	-0,45	2,65
INRG - ISHARES GLOBAL CLEAN E	-0,69	-1,33
ENER - LYXOR NEW ENERGY	-1,48	-1,84