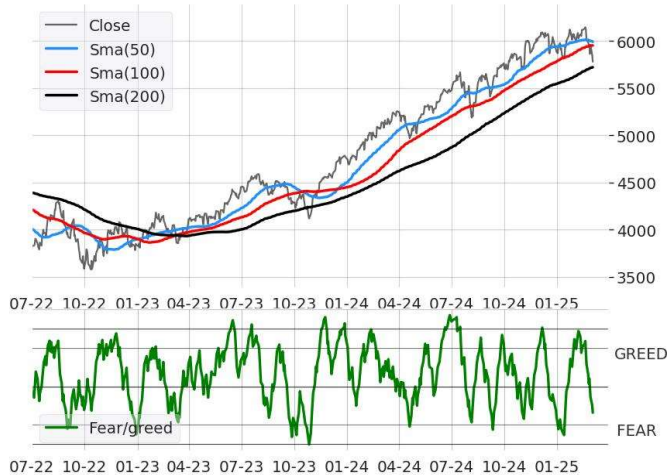
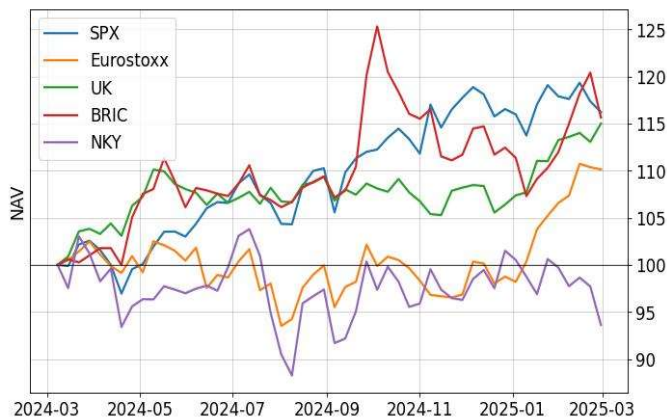


Equity	Close	1w(%)	1m(%)	3m(%)	YTD(%)
Dow Jones (US)	42.520,99	-2,47	-4,57	-5,54	-0,05
S&P 500 (US)	5.778,15	-2,93	-4,30	-5,07	-1,76
NASDAQ	20.550,95	-7,18	-2,73	-0,93	-2,19
BOVESPA (BR)	122.799,10	-3,49	-1,01	-1,45	2,09
DJ Stoxx 50	5.387,31	-1,15	2,33	9,52	10,04
FTSE 100 (UK)	8.759,00	1,05	2,20	5,08	7,17
Cac 40 (FR)	8.047,92	-0,04	1,79	10,20	9,04
Dax (DE)	22.326,81	-0,39	3,82	10,35	12,14
FTSEMIB	37.736,16	-2,66	2,77	10,72	10,38
SMI (CH)	13.006,74	-0,15	4,26	10,38	12,12
Nikkei 225 (JP)	37.418,24	-1,86	-3,64	-5,02	-6,21
Hang Seng (HK)	22.941,77	-0,44	10,35	16,21	14,37
MSCI BRIC	714,77	-1,60	1,58	2,12	3,51
MSCI World l.c.	361,28	-2,59	-4,02	-3,23	-1,19
VIX INDEX	19,63	1,16	14,06	45,95	12,82

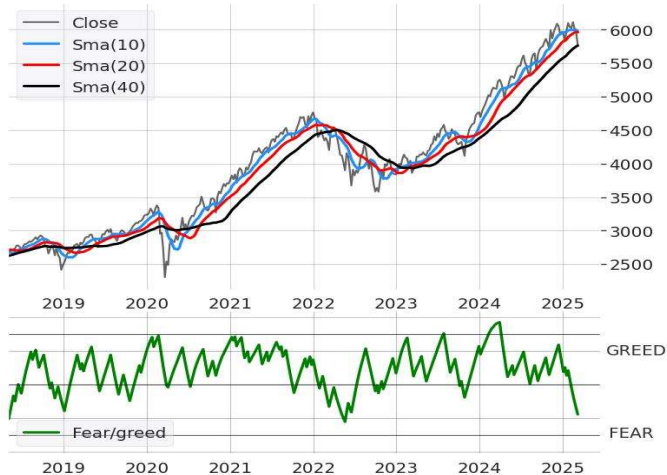
## S&P500 Daily and FEAR/GREED Indicator



## Compared 12m Performance



## S&P500 Weekly and FEAR/GREED Indicator



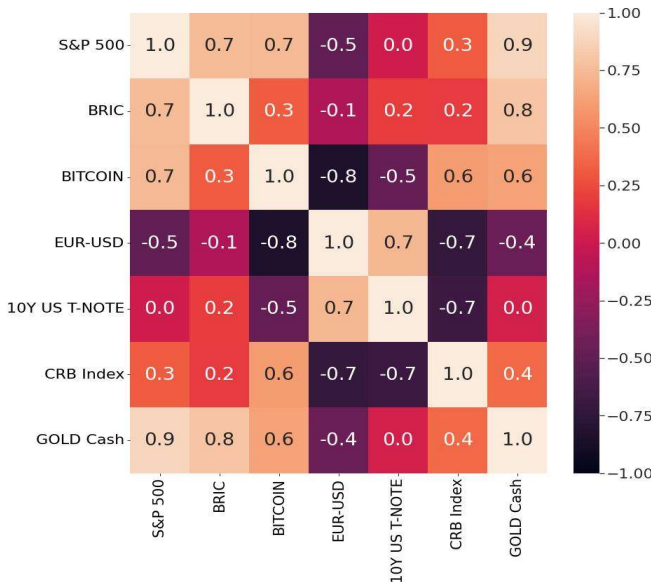
## Currencies

	Close	1w(%)	1m(%)	3m(%)	YTD(%)
EUR-USD	1,0624	1,07	2,38	1,08	2,62
EUR-GBP	0,8258	-0,35	-0,59	-0,39	-0,18
EUR-CHF	0,9403	0,16	-0,13	0,96	0,11
EUR-JPY	156,7700	0,04	-2,06	-0,26	-3,67
EUR-AUD	1,6847	2,19	1,44	3,99	0,72
EUR-CAD	1,5184	1,74	1,78	2,73	2,00
USD-GBP	0,7873	-0,58	-1,97	-0,20	-1,46
USD-CHF	0,8896	-0,36	-1,72	0,62	-1,94
USD-JPY	149,8000	0,51	-2,94	-0,53	-4,70

## Materials

	Close	1w(%)	1m(%)	3m(%)	YTD(%)
CRB Index	301,24	5,87	4,24	5,57	1,52
Gold cash	2893,71	0,11	10,42	9,47	10,29
Copper	38,54	-1,40	-0,62	7,67	9,03
Brent Oil	71,04	-0,92	1,25	-1,76	-4,82
Silver	31,68	2,50	6,68	2,12	9,73
Natural Gas	10,89	-0,09	4,09	79,50	38,55
Coffee	65,68	1,01	4,67	34,63	25,70

## Correlation Matrix



## Best Performers and Worst Performers

### DJSX600 (LYXOR)

BEST	1m(%)	YTD(%)
Banks	10,42	21,04
Telecom	7,38	12,70
Food	6,68	8,93
Ins	5,48	12,11
Ind	4,67	10,59

### WORST

Utilities	1,11	4,24
BasRes	-0,62	3,61
Oil	-2,66	3,85
Discretionary	-2,96	4,95
Tech	-4,15	3,25

### GEO (LYXOR)

BEST	1m(%)	YTD(%)
HONG KONG	7,51	14,40
DAX	3,83	12,56
EAST EUROPE	3,73	15,03
MSCI EUROPE	3,08	10,02
FTSE MIB	2,79	10,85

### WORST

DJ INDEX	-5,98	-1,55
MSCI LAT AM	-6,26	4,22
MSCI USA	-7,51	-5,68
NASDAQ 100	-7,98	-6,32
MSCI INDIA	-10,48	-12,75

### TOPICS

BEST	1m(%)	YTD(%)
LCEU - BNPP EASY LOW CARB 10	2,19	5,89
INFR - ISHARES GLOBAL INFRAST	0,24	1,66
WAT - LYXOR WORLD WATER	-1,31	1,16
ESPO - VANECK VIDEO GAMING E	-1,36	5,03
GENDEE - UBS GLOB GEN EQUAL	-1,41	2,28

### WORST

SMH - VANECK SEMICONDUCTOI	-10,45	-10,15
ELCR - LYXOR MSCI FUTU MOBIL	-10,74	-11,76
FSKY - FIRST TRUST CLOUD COMI	-14,77	-8,59
WTAI - WISDOMTREE ARTIF INTEL	-15,60	-14,18
BCHN - INVESCO GLOBAL BLOCK	-17,94	-10,90